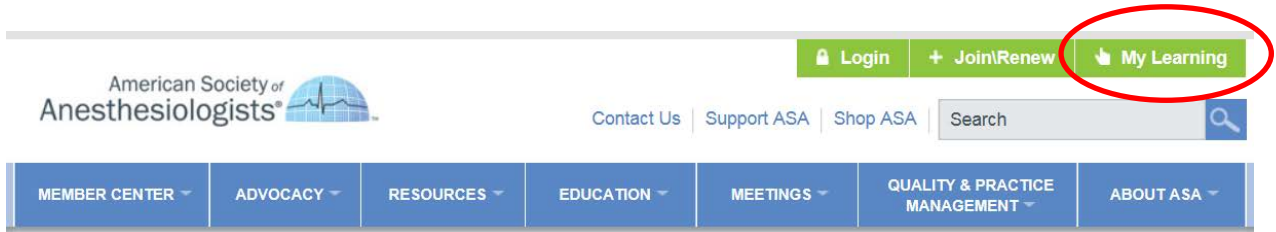


ACE 13A Electronic Instructions

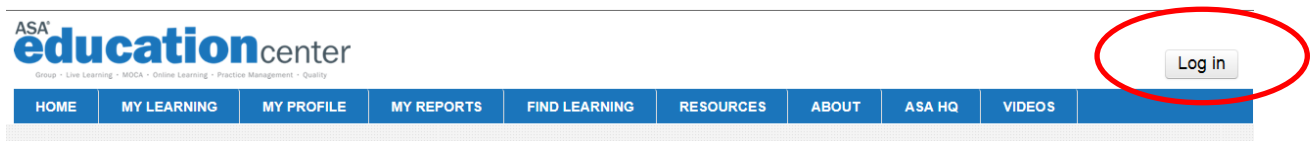
Listed below are instructions to submit your responses, complete the course evaluation and claim your CME credit for **ACE 13A Electronic** version.

1. Go to www.asahq.org.

- Select the **My Learning** button at the top right of the page.

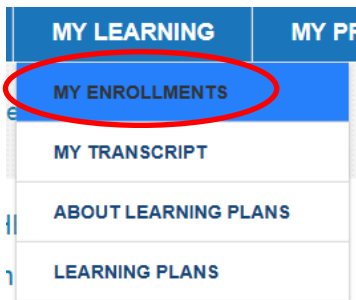


- Select **Log in** at the top of the page.



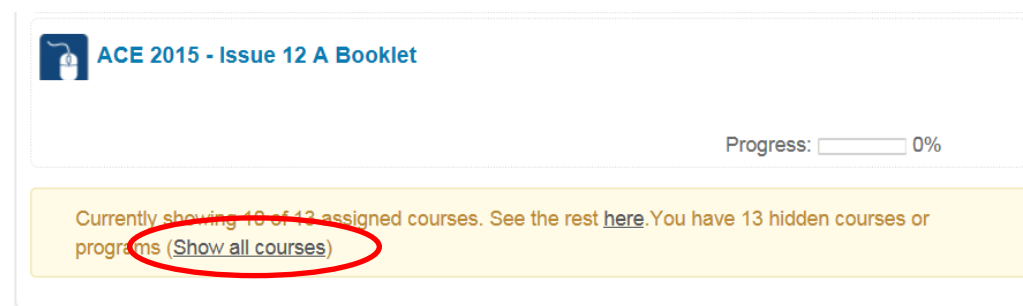
- Enter your **Email Address on file with ASA** and **Password**, and select **Login**.

2. Under the **My Learning** tab at the top of the page select **My Enrollments** from the drop-down menu.



3. Select **ACE 2016 – Issue 13A Electronic** from your list of courses.

NOTE: You may need to Scroll to the bottom of **My Enrollments** section and select **Show all courses** if you do not see your course initially.



4. View the **Welcome** page and proceed to the **ACE Questions** to enter your responses.

ACE 2016 - Issue 13A Electronic

Your progress

This self-assessment program tests your knowledge of the fundamentals in anesthesia, including subspecialty content tailored to the generalist. The ACE program will keep you current with clinical and professional guidelines, as well as help in meeting your commitment to lifelong learning. ACE is a great learning resource for physician anesthesiologists, anesthesiology residents, researchers and other health care professionals.

Please follow the course workflow below. Once the ACE Questions are successfully completed, there is a brief course evaluation prior to claiming your CME credits.

ACE 13A is not currently available on the ASA My Learning App as we work to make enhancements to the app. Look for the new and improved ASA My Learning App later this spring!

Expiration date to claim your CME: 05/01/2017.

Should you have any questions please email educationcenter@asahq.org.

- [CME and Course Information](#)
- [Faculty and Credentials](#)
- [Disclosure Information](#)
- [ACE 13A ASA Primary Terms](#)
- [ACE 13A Statistical Glossary](#)

ACE Questions

- [ACE Questions](#)

This ACE Questions activity is composed of 100 items, each of which consists of a question, answer, discussion, and a list of references.

INSTRUCTIONS: For each question, select the response you think is correct and then select the **Check** button. Once you check your response, the discussion will be available. After you read the discussion, select **Try again** below the discussion if you answered incorrectly, or **Next** if you answered the question correctly. Once you have gotten the question correct, you can no longer change your answer. Each incorrect answer will show an e-response explaining the incorrect answer. You have six tries to answer each question correctly to reach the passing score of **100%**.

- For each question, select the response you think is correct and then select the **Check** button. Once you check your response, the discussion will be available. You have six tries per question per quiz activity attempt. You have an unlimited number of quiz activity attempts to reach the passing score of 100%.

- If you select an answer **incorrectly**, you have the option to re-answer the question by selecting the **Try Again** button at the bottom of the discussion.

REFERENCES

1. Coté CJ, Lerman J, Anderson BJ, eds. *A Practice of Anesthesia for Infants and Children*. 5th ed. Philadelphia, PA: Elsevier Saunders; 2013:671-672.
2. Cherry JD. *Clinical practice. Croup*. *N Engl J Med*. 2008;358(4):384-391.

Try again

5. When finished recording your responses, select **Submit all and finish**. You must meet the minimum passing score of 100% to claim CME credit.

99	Correct
100	Correct

Return to attempt

Submit all and finish

6. After you have submitted your ACE Questions, you may review your results. They will be marked green if correct within the **Quiz Navigation**. Please make note of your responses should you need to re-attempt the ACE Questions to meet or exceed the passing score. For your convenience, you may view all questions on one page. Once you are finished reviewing your results, select **Finish review**. You may re-attempt the quiz activity by selecting the **Re-attempt quiz** button.

Re-attempt quiz

7. After you pass the quiz activity, complete the **Course Evaluation** and claim your **CME credits**. You will have immediate access to your CME certificate.

ACE Questions

ACE Questions

This ACE Questions activity is composed of 100 items, each of which consists of a question, answer, discussion, and a list of references.

INSTRUCTIONS: For each question, select the response you think is correct and then select the **Check** button. Once you check your response, the discussion will be available. After you read the discussion, select **Try again** below the discussion if you answered incorrectly, or **Next** if you answered the question correctly. Once you have gotten the question correct, you can no longer change your answer. Each incorrect answer will show an e-response explaining the incorrect answer. You have six tries to answer each question correctly to reach the passing score of **100%**.

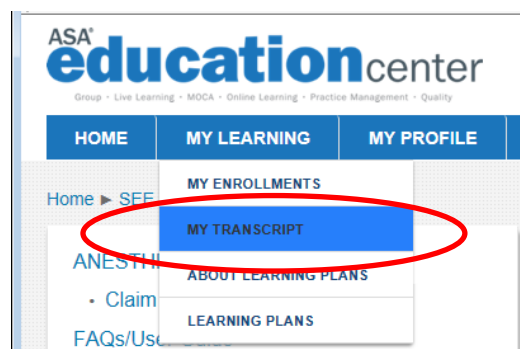
Evaluation and CME Credits

ACE Issue 13A Electronic Evaluation

Not available until the activity **ACE Questions** is complete and passed.

CME Certificate

8. Under the **My Learning** tab at the top of the page, select **My Transcript** to view all of your courses and CME credits.



The deadline to claim your CME credit for ACE 13A is May 1st, 2017.

Assistance

The ASA Member Services team is available for assistance Monday–Friday, 7 a.m.–5 p.m. Central time. Please contact Member Services by calling (630) 912-2552 or emailing educationcenter@asahq.org.