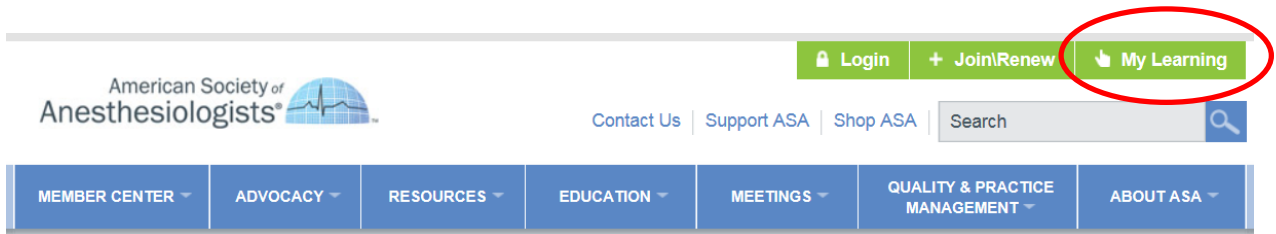


ACE 13B Booklet Instructions

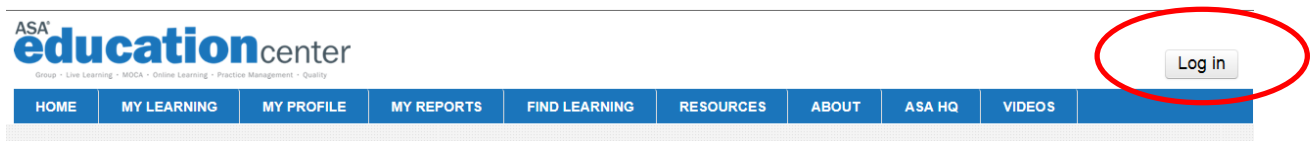
Listed below are instructions to submit your responses, complete the course evaluation and claim your CME credit for **ACE 13B Booklet** version.

1. Go to **www.asahq.org**.

- Select the **My Learning** button at the top right of the page.

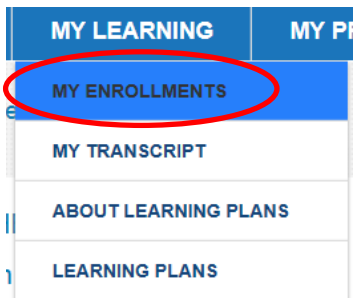


- Select **Log in** at the top of the page.



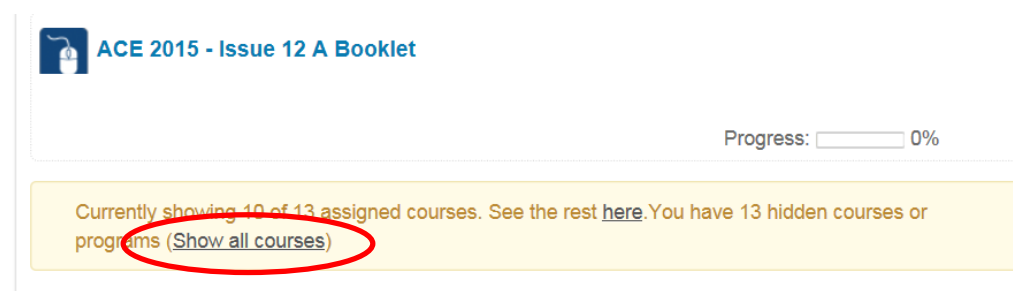
- Enter your **Email Address on file with ASA** and **Password**, and select **Login**.

2. Under the **My Learning** tab at the top of the page select **My Enrollments** from the drop-down menu.



3. Select **ACE 2016 – Issue 13B Booklet** from your list of courses.

NOTE: You may need to Scroll to the bottom of **My Enrollments** section and select **Show all courses** if you do not see your course initially.



4. View the **Welcome** page and proceed to **ACE Questions** to enter your responses.

ACE 2016 - Issue 13B Booklet

This self-assessment program tests your knowledge of the fundamentals in anesthesia, including subspecialty content tailored to the generalist. The ACE program will keep you current with clinical and professional guidelines, as well as help in meeting your commitment to lifelong learning. ACE is a great learning resource for physician anesthesiologists, anesthesiology residents, researchers and other health care professionals.

ACE Questions

INSTRUCTIONS:

Select an answer for each question. Prior to confirming the submission of the quiz attempt, you may view your question/response status. Please reference your hard copy booklet to view discussions. Once all questions are answered, submit the quiz for a final grade. You will have an unlimited number of activity attempts to reach the passing score of **100%**. Should you need to re-attempt the quiz, your answers from your previous attempt will be saved so you will only need to re-take any incorrect questions.

Once the ACE Questions are successfully completed, there is a brief course evaluation prior to claiming your CME credits.

Expiration date to claim your CME: 10/31/2017.

Should you have any questions please email educationcenter@asahq.org.

- For each question, select the response you think is correct. Complete all 100 questions.

Question 1
Not yet answered
Points out of 1.00
Flag question
Edit question

Which of the following characteristics is MOST consistent with laryngotracheobronchitis (croup)?

Select one:

- A. High fever
- B. Thumb sign seen on a neck radiograph
- C. Gradual onset
- D. Drooling

Question 2
Not yet answered
Points out of 1.00
Flag question
Edit question

Immediately after birth, a neonate is noted to be cyanotic and bradycardic with a heart rate of 50 beats/min. After suctioning the oropharynx, despite positive pressure ventilation with good chest excursion, the neonate still appears cyanotic and has a heart rate of 50 beats/min. According to the American Heart Association's newborn resuscitation algorithm, which of the following interventions is the MOST appropriate next step in management?

Select one:

- A. Repeat suctioning of the airway
- B. Administer epinephrine
- C. Initiate chest compressions
- D. Administer atropine

5. Flag Questions and Create Notes

- To flag a question, select the **Flag question** option located under the question number. Flagged questions will be marked in red in the upper-right hand corner of the question within the quiz navigation.

Question 5
Not complete
Marked out of 1.00
Flag question
My Notes

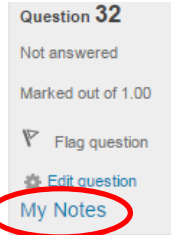
A 52-year-old man underwent an elective coronary artery bypass graft surgery. He was intubated and mechanically ventilated. His norepinephrine requirement has been steadily increasing. His central venous pressure [CVP], 22; pulmonary artery pressure [PAP], 45 mmHg.

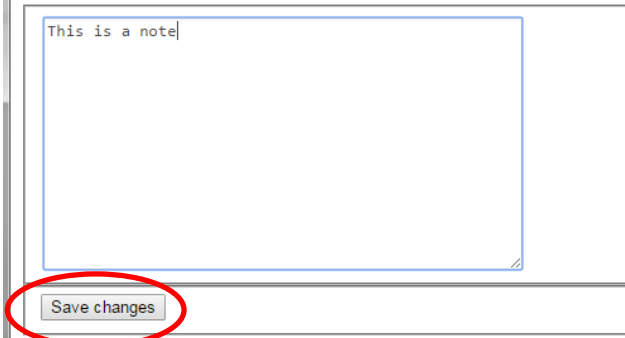
Select one:

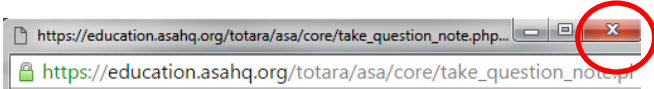
- A. Hemorrhage
- B. ...



- To create a note, select **My Notes** located under the question number. Write your note and select **Save changes** to save. To exit out of the note press the x in the right hand corner of the pop-up window.

1. 

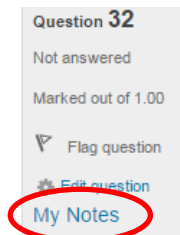
2. 

3. 

- Questions with a note attached to them will be marked with a pencil icon within the quiz navigation.



- To review a note, select the question number you want to review and press my notes located under the question number.



6. When finished recording your responses, select **Submit all and finish**. *You must meet the passing score of 100% to claim CME credit.*

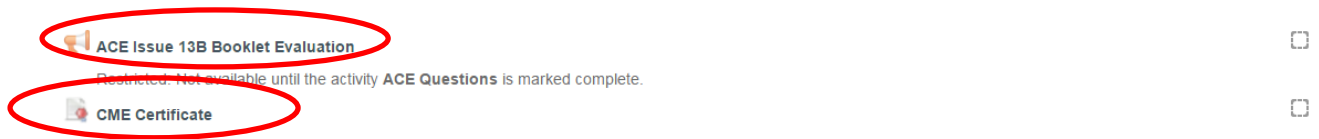
99	Not yet answered
100	Not yet answered

7. After you have submitted your quiz activity attempt, you may review your responses. They will be marked green if correct and red if incorrect within the **Quiz Navigation**. Once you are finished reviewing your responses, select **Finish review**. You may re-attempt the quiz activity by selecting the **Re-attempt quiz** button. Should you need to re-attempt the quiz, your answers from your previous attempt will be saved so you will only need to re-take any incorrect questions.



8. After you pass the quiz activity, complete the **Course Evaluation** and claim your **CME credits**. You will have immediate access to your CME certificate.

Evaluation and CME Credits

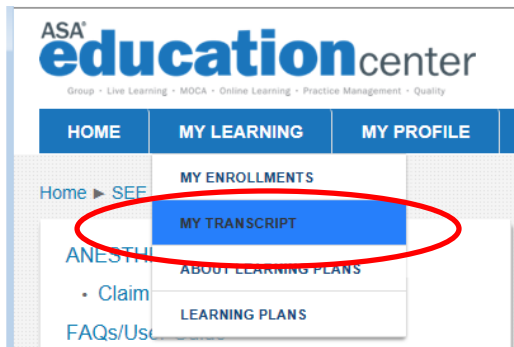


ACE Issue 13B Booklet Evaluation □

Restricted. Not available until the activity **ACE Questions** is marked complete.

CME Certificate □

8. Under the **My Learning** tab at the top of the page, select **My Transcript** to view all of your courses and CME credits.



The deadline to claim your CME credit for ACE 13B is October 31, 2017.

Assistance

The ASA Member Services team is available for assistance Monday–Friday, 7 a.m.–5 p.m. Central time. Please contact Member Services by calling (630) 912-2552 or emailing educationcenter@asahq.org.