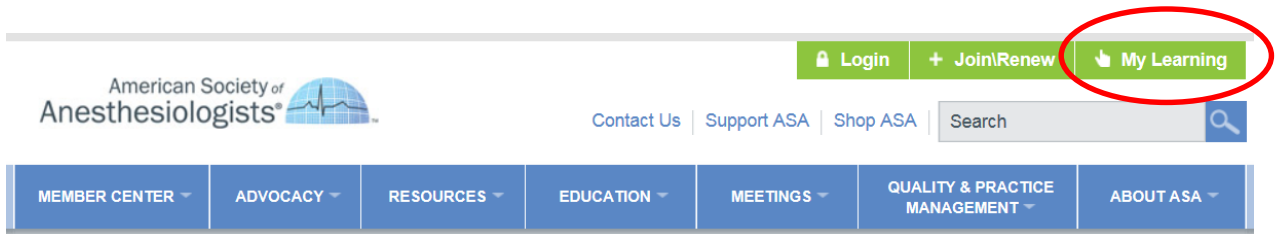


## ACE 14A Booklet Instructions

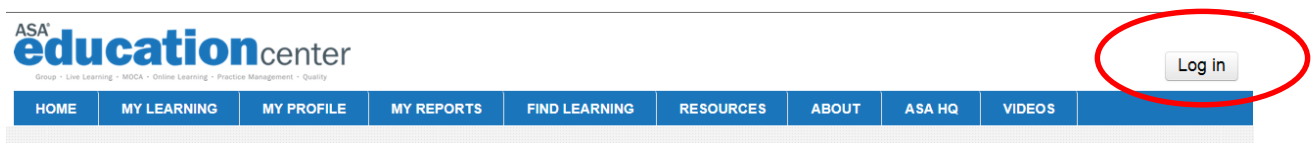
Listed below are instructions to submit your responses, complete the course evaluation and claim your credit for **ACE 14A Booklet** version.

1. Go to **www.asahq.org**.

- Select the **My Learning** button at the top right of the page.

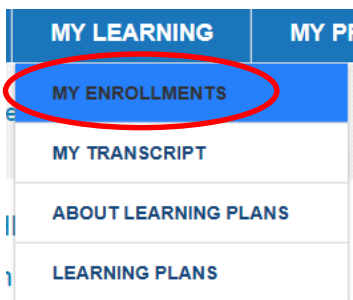


- Select **Log in** at the top of the page.



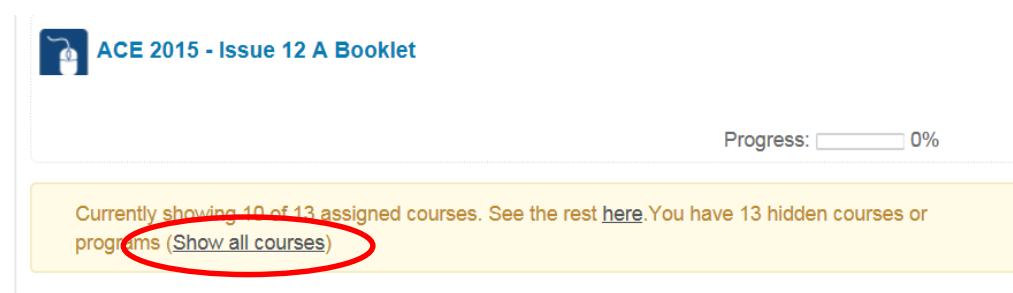
- Enter your **Email Address on file with ASA** and **Password**, and select **Login**.

2. Under the **My Learning** tab at the top of the page select **My Enrollments** from the drop-down menu.



3. Select **ACE 2017 – Issue 14A Booklet** from your list of courses.

**NOTE:** You may need to Scroll to the bottom of **My Enrollments** section and select **Show all courses** if you do not see your course initially.



4. Proceed to **ACE Questions** to enter your responses.

### 3 Steps for Completing the ACE Program

To complete the course and claim credit, the steps below must be completed in order.

Please email [educationcenter@asahq.org](mailto:educationcenter@asahq.org) if you have any questions.



#### 1. ACE Questions

- For each question, select the response you think is correct. Answers will be auto-saved every two minutes. Complete all 100 questions.

**Question 1**  
Not yet answered  
Points out of 1.00  
Flag question  
Edit question

Which of the following characteristics is MOST consistent with laryngotracheobronchitis (croup)?

Select one:

- A. High fever
- B. Thumb sign seen on a neck radiograph
- C. Gradual onset
- D. Drooling

**Question 2**  
Not yet answered  
Points out of 1.00  
Flag question  
Edit question

Immediately after birth, a neonate is noted to be cyanotic and bradycardic with a heart rate of 50 beats/min. After suctioning the oropharynx, despite positive pressure ventilation with good chest excursion, the neonate still appears cyanotic and has a heart rate of 50 beats/min. According to the American Heart Association's newborn resuscitation algorithm, which of the following interventions is the MOST appropriate next step in management?

Select one:

- A. Repeat suctioning of the airway
- B. Administer epinephrine
- C. Initiate chest compressions
- D. Administer atropine

### 5. Flag Questions and Create Notes

- To flag a question, select the **Flag question** option located under the question number. Flagged questions will be marked in red in the upper-right hand corner of the question within the quiz navigation.

**Question 5**  
Not complete  
Marked out of 1.00  
Flag question  
My Notes

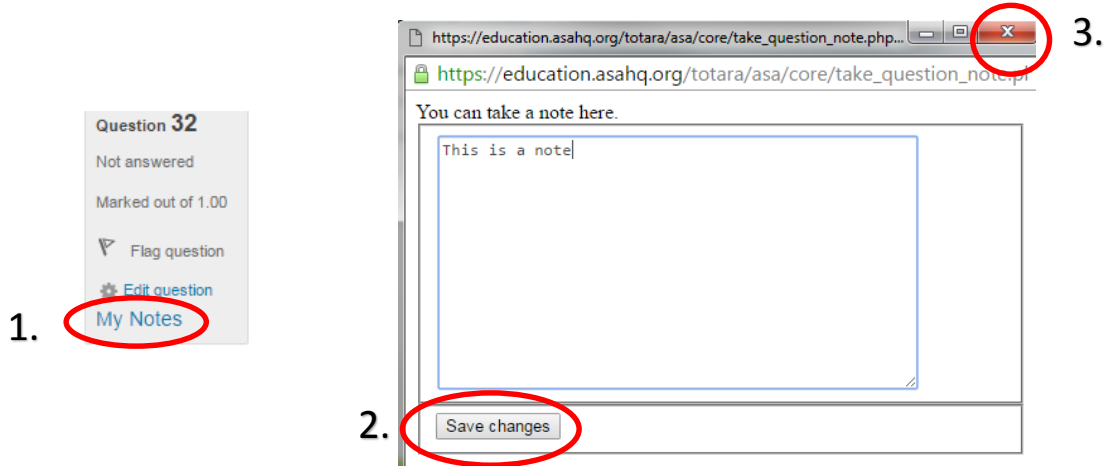
A 52-year-old man underwent an elective coronary artery bypass... ventilated. His norepinephrine requirement has been steadily increasing... venous pressure [CVP], 22; pulmonary artery pressure [PAP], 4...

Select one:

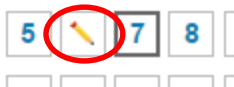
- A. Hemorrhage
- B. ...



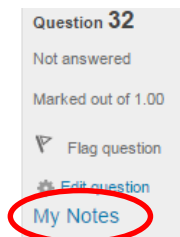
- To create a note, select **My Notes** located under the question number. Write your note and select **Save changes** to save. To exit out of the note press the **X** in the right hand corner of the pop-up window.



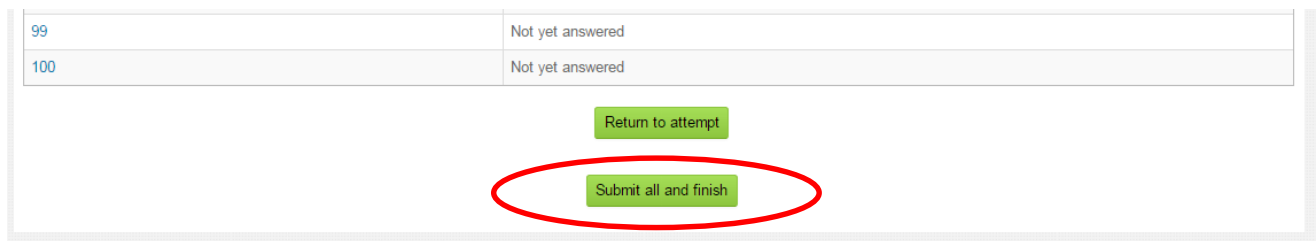
- Questions with a note attached to them will be marked with a pencil icon within the quiz navigation.



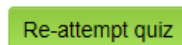
- To review a note, select the question number you want to review and press **My Notes** located under the question number.



6. When finished recording your responses, select **Submit all and finish**. *You must meet the passing score of 100% to claim credit.*



7. After you have submitted your quiz activity attempt, you may review your responses. They will be marked green if correct and red if incorrect within the **Quiz Navigation**. Once you are finished reviewing your responses, select **Finish review**. You may re-attempt the quiz activity by selecting the **Re-attempt quiz** button. Should you need to re-attempt the quiz, your answers from your previous attempt will be saved so you will only need to re-take any incorrect questions.



8. After you pass the quiz activity, you must complete the **Course Evaluation** to claim your **credits**. You will have immediate access to your certificate after you claim credit.

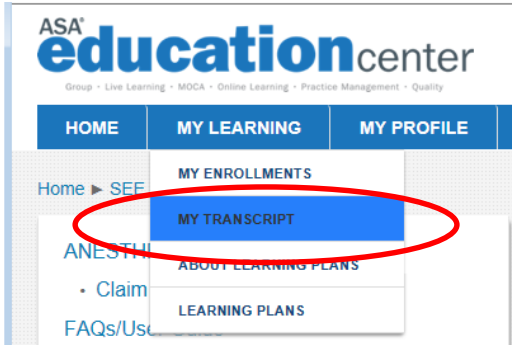
**2. Course Evaluation**

Restricted: Not available until the activity 1. ACE Questions is complete and passed.

**3. CME Certificate**



8. Under the **My Learning** tab at the top of the page, select **My Transcript** to view all of your courses and certificates.



**The deadline to claim your credit for ACE 14A is April 30, 2018**

**Assistance**

The ASA Member Services team is available for assistance Monday–Friday, 7 a.m.–5 p.m. Central time. Please contact Member Services by calling (630) 912-2552 or emailing [educationcenter@asahq.org](mailto:educationcenter@asahq.org).